














































ST. MARK'S SR. SEC. PUBLIC SCHOOL, MEERA BAGH



**CLASS I
FUN ACTIVITIES FOR SUMMER VACATION, 2018**

As the holidays have begun,
it's time for us to have some fun.
It is time to see amazing kids' movies,
and help our mama in making goodies.
We will make new friends and play lots of games,
spend time with them and know their names.
We got a big break from school,
to enjoy the vacation and stay cool.
We are free to do anything we like,
playing, reading or riding our bike.
We will sleep on time,
and rise with the bright sun.
As the holidays have begun,
It's time for us to have some fun.
Looking forward to meet
you all in July.....
Happy Holidays!!!!!!!
Have a great time!



Dear Children,
Summer Vacation is synonymous with fun and frolic, going for picnics, playing for long hours, exploring new places and much more.....But, dear children, there is a lot more you can do to make your vacation more interesting and meaningful. We have planned some interesting activities for you. So get ready to enjoy your summer vacation!

Here is an “ACTIVITY TREASURE BOX” for you .All the best and have FUN!

When the school reopens bring back your TREASURE,

To go through it will be our PLEASURE!

ENGLISH

1. Happy Reading! - Read these stories.

- Snow White and the Seven Dwarfs
 - The Monkey and the Cap seller
 - Noddy
 - Sleeping Beauty
 - The Enormous Turnip
 - Pinocchio
- Or any other interesting story

a) Pick out five new words from any of the two stories that you have read. Write down the words with their meanings on an A4 sheet.

b) Learn and narrate any two stories in the class using props (face masks, hand puppets , flash cards)

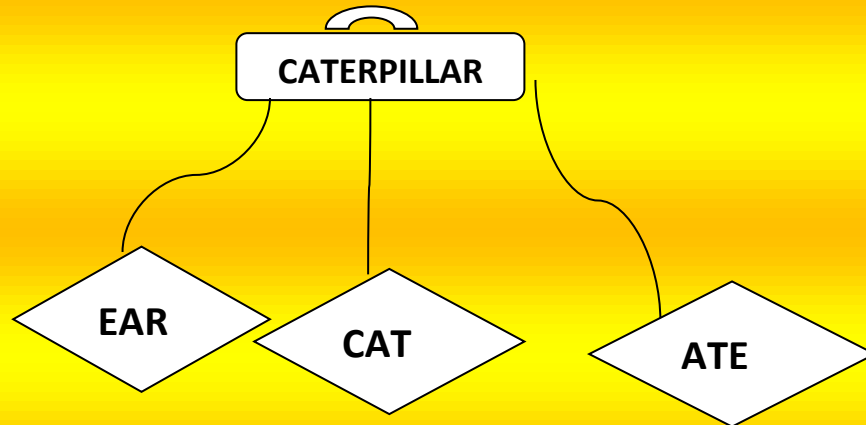
c) Do one page of Cursive English handwriting every week from the story books in a four line thin notebook.

2. VOCABULARY HANGING-

Cut a big circle on an A-3 size sheet. Write a big word on it
eg CATERPILLAR and illustrate it. Now make as many small words as you can from the letters of the big word.eg. EAR,CAT, ATE etc and write each word on small circles or decorative cut outs of any shape from another A-4 size

sheet. Attach these cut outs to the big circle using satin ribbons .You can use your creativity to make the vocabulary hanging attractive.

Make 2 hangings based on any two new words which you have learnt from the above mentioned stories.



3. Daddy's Day Out : Father's Day is observed on the third Sunday of June. It honours all fathers , grandfathers and father figures for their contribution.

So on this Father's Day—

- Pamper your Dad
- Make him feel special in every way
- Surprise him by giving him a card and a gift.
- Prepare a mouth-watering recipe which might become his all time favourite.

An example of one such recipe is given below.

RECIPE TIME—" Banana Split Ice Cream" with your mother's help.

Ingredients:

1 Scoop of Vanilla ice cream

1 Scoop of strawberry ice cream

1 Ripe banana

Some nuts

Chocolate Syrup

Method:

Wear your chef cap and apron. Cut a banana in half lengthwise and lay it in the dish. Put scoops of vanilla and strawberry ice cream served in a row between the split banana .Garnish it with crushed nuts and chocolate syrup. Enjoy your banana treat.

Don't forget to click pictures. Paste them on an A-3 size sheet and write the ingredients and methodology of the recipe too.

4. Practise cursive handwriting in the Cursive Writing book.

MATHS

1. Present the information given below beautifully on an A-3 sheet. Complete the information about yourself using numbers only.



1. Letters in my name -
2. My age -
3. My class -
4. My height -
5. Members in my family-
6. Number of teeth I have-
7. My shoe size -
8. My father's phone number -
9. My mother's phone number -

2. Make a calendar of your birthday month on an A-3 size sheet and highlight your birth date. Make a cutout of the number matching your age for example 6 and decorate the same with the picture of your favourite things , for example Cartoon, Chocolates etc.



E.V.S

1. Have a close look at your surroundings while you are in the park. Observe how beautiful the flowers and plants are, how people are having fun and all the activities that you do to make your day a memorable one. On an A-3 size sheet, using materials such as dried leaves, match sticks, pencil shavings, cotton etc create a scene of the park you visited.



2. Prepare a wind chime showing the pictures of any 6 food items that are healthy.

3. Make a bird bath. Look for a flat container and place it on the balcony slab or outside your home. Put some pebbles in it. Pour some fresh water in it every day for the birds, squirrels etc to drink water from. Click pictures of your activity. Don't forget to include yourself in the picture. Write few lines on what you observed.



4. **Travelogues**-Prepare a booklet using coloured paper about the place you visited during the holidays.

- ❖ 1. Name of the place you visited.
- ❖ 2. Where is that place?
- ❖ 3. How did you travel?
- ❖ 4. Who all went with you?
- ❖ 5. What did you see there?
- ❖ 6. Paste pictures and photographs

Learn the Prayers and the School Song (page 18 of the School Diary) and the National Anthem with the help of your parents.

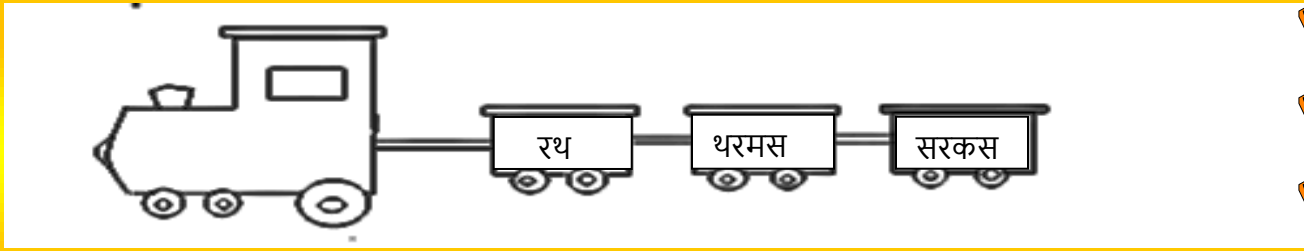
हिंदी गृहकार्य

क. अपने परिवार का एक चित्र चिपकाओ (on A4 sheet) और किसी एक सदस्य पर पांच वाक्य बोलो ।

ख. दिए गए विषयों में से किन्हीं दो विषयों पर कविता कंठस्थ कीजिए -

' माँ , देशभक्ति , जल , बादल , पेड़ - पौधे , प्रकृति '

ग. शब्द अंताक्षरी - शब्दों की रेलगाड़ी बनाएँ



COMPUTERS

Make a 4 line interleaf notebook for Computer and cover it with red sheet

Make a hut in MS Paint and take out its coloured printout. Paste it in the notebook.

Complete pages 27 & 28 of the computer book.

ART and CRAFT

Colour Craft-A book of Colouring-Do pages 6,10,13,14 and 17.

GOOD CHILDREN MAKE GLAD PARENTS

So, children take up certain responsibilities and enjoy the holidays with your family.

- ❖ Walk Together: Go for walks with your family. You will realize you have two of the God's greatest gifts.....NATURE and your FAMILY. Thank God for these gifts.
- ❖ Care and Concern: Help your parents, grandparents and even your younger brothers and sisters.
- ❖ Play Outdoor Games: Computer games are good. They sharpen your Intellect, but what about the rest of your body? You do need physical exercise too.....Go cycling, play badminton, cricket, hide and seek-anything that will make you RUN!
- ❖ Watch educational and meaningful T.V programs.....on Animal Planet ,Discovery Channel ,National Geographic Channel.....
- ❖ Use the MAGIC WORDSPLEASE, SORRY, THANK YOU, EXCUSE ME.....appropriately.

