



**CLASS-3**  
**HOLIDAY HOMEWORK**  
**2018**

**HOLIDAYS !! HOLIDAYS !! HOLIDAYS !!**

*It's time to smile and play,*

*Wow!! I am waiting for this lovely day.*

*My holidays, Well! They're starting from 12 May.*

*I will have a lot of fun,*

*With friends, I will play in the sun.*

*All play and no work,*

*I promise I will not shirk.*

*Reading and handwriting too,*

*Every day I'll surely do.*

Parents are requested to just guide and help their wards and **not do the homework themselves** as only the child's original work will be graded.

## **FUN THINGS TO DO THIS SUMMER!**

During summers, it is so easy to say, "I have nothing to do!"

No more excuses...!

Here is a list of fun things to do. Try at least 10 out of these.....

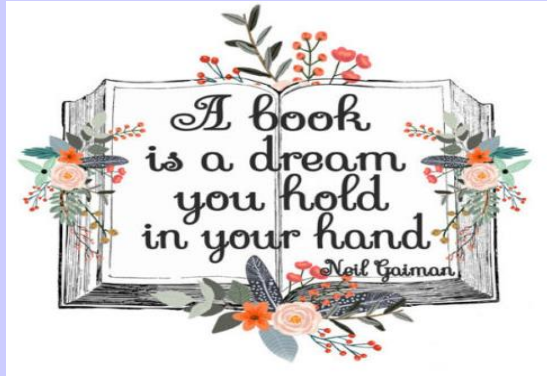
- 1) Gather a few friends and go for a picnic.
- 2) Clean your room!
- 3) Take your dog for a walk.
- 4) Send an e-mail to a friend you haven't spoken to for a while.
- 5) Do 25 jumping jacks!
- 6) Look through old family scrapbooks, photo books and yearbooks.
- 7) Go for movies with your siblings.
- 8) Make a collage out of old magazines.
- 9) Go to a museum.
- 10) Invite friends over and have a tea party.
- 11) Learn how to define and spell 20 new words from the dictionary.
- 12) Make popsicles in your freezer.
- 13) Put on a radio and dance.

### **Few reminders for the students :**

- **Meditate and do simple yoga exercises.**
- **Learn to dress yourself- button up your shirt, tie your shoe laces or wear a belt -on your own.**
- **Water the plants and feed the birds.**
- **Join your grandparents and parents for their morning walk.**
- **Give away toys and clothes that you do not need.**
- **Don't watch too much television.**



## English



### Books indeed are our best friends

1) Read any one of the famous books by:

**Roald Dahl / Ruskin Bond**

- ❖ Make a cover page.
- ❖ Write about your favourite character.
- ❖ Write ten new words that you picked up from the book. Write their meanings.



2) Visit any one of the following places:

- ❖ **a monument**
- ❖ **an amusement park**

Write 6-8 lines on what you saw there. Draw a related picture too on an A-4 size sheet.



- 3) Make a beautiful bookmark for the book you have read. Decorate it and write a famous quotation by a well-known author.



## Science

1. Create your own scrapbook on the topic

❖ **Living/Non-living Things**

The scrapbook may include-

- a. How to distinguish between the two (depending on the characteristics)
- b .Examples



2. Watch them grow

Place a few beans (kidney beans/any other whole seeds) on a damp cotton bed. Watch baby plants grow. Keep the cotton bed moist always.

Click pictures of various stages, paste them on an A3 size pastel sheet and describe the stages.

3. Plant a tree and adopt it

(Take seeds from the kitchen waste - papaya, lemon, mango etc.)

Sow them in the nearest park or a vacant land. Water them everyday during your vacations.


# Social Studies



1) Make a PowerPoint presentation / scrap file

Topic: Solar System

- ❖ It should include pictures of the sun and the eight planets.
- ❖ Collect any 5 facts / fun facts about each.
- ❖ Collect information about the dwarf planet 'Pluto'.



2) Make a globe using a ball / paper mâché.



## Maths

A. Go for an outing with your family. Click photographs and collect the following information :

1. Distance travelled
2. Travelling time
3. Ticket fare
4. Number of people
5. Mode of transport used

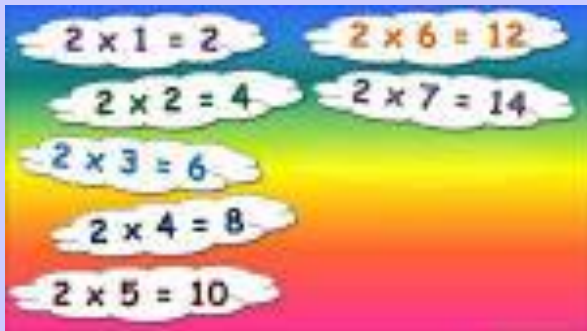
Paste pictures with the related information on an A3 Size sheet.



B. Draw a scenery using shapes.



C. Learn tables 2-12.




## Computer

Make a 'Beach scene' or 'Road scene' in MS Paint and take out its coloured printout and paste it in your computer test notebooks.


## हिंदी



१. हिंदी की कहानियाँ पढ़ें। किसी एक पात्र पर 5-6 पंक्तियाँ लिखें ।



२. अकबर और बीरबल/ पंचतंत्र की कहानियाँ पढ़ें। उस पर एक पुस्तक आवरण बनाएँ।



❖ अपने प्रिय पात्र पर 5-6 पंक्तियाँ लिखें ।