



ST. MARK'S SR. SEC. PUBLIC SCHOOL, MEERA BAGH
CLASS 4
FUN ACTIVITIES FOR SUMMER VACATION, 2018





1. PROJECT DICTIONARY SKILL

Pick up a dictionary. Look for words starting with the first three letters of your name. Choose 5 words and write their meaning. Use your imagination and create a picturesque representation of words through illustrations /stick drawing etc. on A4 sheet.

2. JUDGE A BOOK BY ITS COVER

Say farewell to the notebook cover that looks like everyone else's. Get innovative and design your own notebook cover.

Cover your English notebook with a bright red fluorescent sheet. Write any one suitable proverb, idiom or quotation on 'The Importance of Reading'.

3. WATCH THE FOLLOWING ENGLISH MOVIES-

- ❖ Charlotte's web
- ❖ Finding Nemo
- ❖ Mary Poppins
- ❖ Charlie and the Chocolate Factory

Prepare a character sketch of your favourite character using at least 10 describing words on an A4 size sheet. (Words should be as per the standards of class 4)

4. ENJOY READING ANY TWO OF THE FOLLOWING BOOKS-

❖ Matilda

❖ Tom Sawyer

❖ E. Nesbit Five Children and It



1. Draw and colour your family Tree (from grandparents to you) on an A-4 sheet. Stick photos of each member. Write the age of each member and perform the following operations and mention your answers on the back of the sheet.

a. Add the age of all the members.

b. Subtract the age of the youngest member from the age of the eldest member of the family.

c. Multiply your age with your father's age.

2. Roman Number Clock

Take a cut-out of any shape using an A-3 coloured sheet. In this cut-out make a clock using Roman numbers (I to XII).


3. Travel around the world

a) For your trip make your own estimated tour package including the following-

- ❖ Travel place
- ❖ Hotel expenses
- ❖ Food
- ❖ Travelling around the city
- ❖ Amount spent on shopping

b) Make a bill of any 5 things bought from there.

4. Collect information about any 1 Indian Mathematician and his contribution to the subject. Paste his picture also. (To be done on an A3 sheet)



1. Make a poster of 'Save and Conserve our Environment' and write a slogan on A4 sheet.
2. Get a 'Water Pledge' signed by at least 10 people and click a few photographs of your campaign and paste them on A-3 sheet.
3. Sad Tooth- Happy Tooth

Take two cut-outs (A-3 size) in the shape of a tooth. On the happy tooth cutout, stick/draw pictures of things which make our teeth healthy and on the sad tooth paste/draw pictures of things which cause tooth decay.



1. Make a 3-D model of the Earth (Globe)
2. Prepare a travel brochure based on any holiday destination you have visited during the summer vacation.

Hints: location, food, dance and music, regional language, famous historical sights.


3. Atlas Game

Flip through the pages of the Atlas and write down the details of the following on an A-3 sheet-

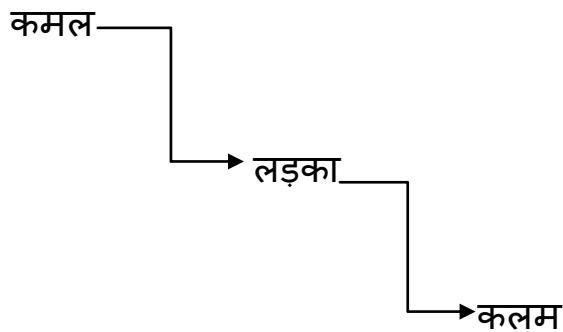
S.NO.	COUNTRY	CAPITAL	CURRENCY	FLAG	LANGUAGES SPOKEN
1.	Canada				
2.	England				
3.	France				
4.	Japan				
5.	Germany				



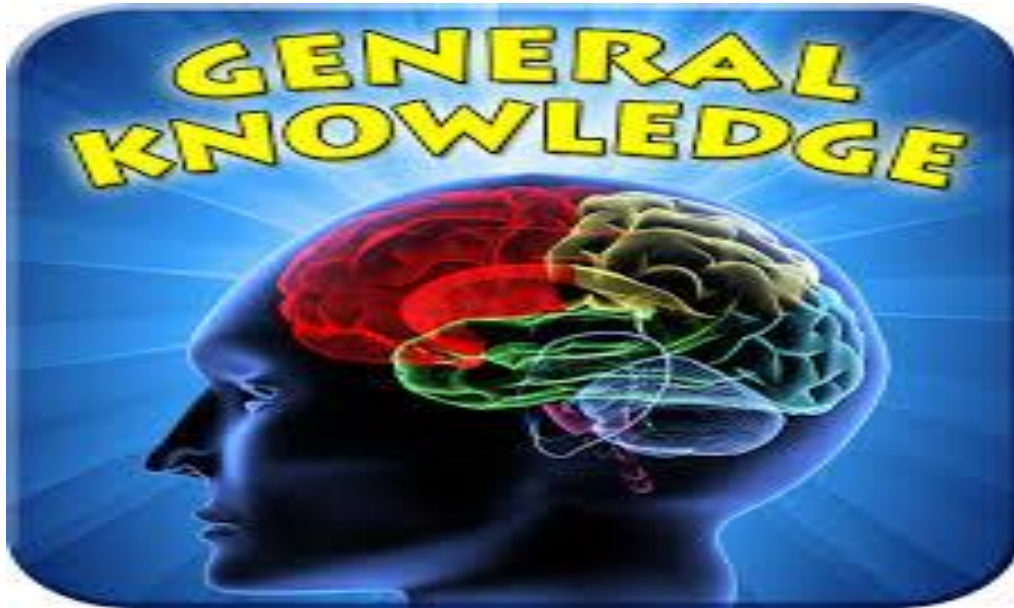
१. कोई दो मुहावरों के चित्र बनाइए। मुहावरा, चित्र और उसके अर्थ की लड़ी बनाइए।



२. किन्हीं ५ शब्दों को चुनकर उनकी दो शब्दों की लड़ी चित्र सहित बनाइए।



३. अपने लिए एक सुंदर सी पोशाक का चित्र बनाइए तथा उसके बारे में ५ पंक्तियाँ लिखिए।



1. Find out some interesting facts about India. Write them down on an A-4 size sheet along with pictures.
2. Find out the name of the teams participating in INDIAN PREMIER LEAGUE 2018. On an A-3 sheet, write the names of the Team Captains and paste the logos of their respective teams. Also, write the name of the winning team of IPL 2018.
3. Design an illustrated cover page on the topic 'DELHI METRO' (On A-3 sheet).

Find out the information about the following and write them on the back side of the cover page-

- a. Number of Metro Lines
- b. number of Metro Stations
- c. Length of the longest train route
- d. Fare of the longest train route
- e. Technology used to run the metro



Celebrate your holidays with an impressive POSTER MAKING IDEA!

Just grab your supplies and get started with the simple instructions below and make an attractive poster on any one of the following topic-

'Benefits of yoga' or 'Say No to Junk Food'.

- ❖ Add your information as text boxes/WordArt from the Drawing toolbar with borders. Resize them if necessary.
- ❖ Insert relevant pictures/images from Internet.(Using cut-copy-paste option)
- ❖ Explore the Formatting options and tools to design your layout.

When you are finished, take its coloured print out and paste it in your computer test notebooks.

Have a great

Vacation!