

ST. MARK'S SR. SEC. PUBLIC SCHOOL, MEERA BAGH
HOLIDAY HOMEWORK 2018

CLASS – V

*Month of May brought long, hot days
And now we have our summer holidays
School is closed and no set rules
Waking up late and going to pool.
Little homework, easy to be done
Playing with friends and lots of fun.
Beautiful time comes once in a year,
Summer holidays are best days ever!!*



This summer break, try and make a difference.

- **Appreciate Nature-** Go for long walks in a park or garden with your family and friends. Adopt/Grow a plant.
- **Unravel the artist in you-** Create a new story, try a new recipe with your mother, learn a new song, play a new instrument.
- **Good manners are the key-** Respect your parents, grandparents and all elders. Use three magical words (Sorry, Please and Thank you) often. 'A little more courtesy goes a long way.'
- **Stay Fit, Stay Healthy-** Play your favourite game/ sport regularly. Develop in yourself the spirit of sportsmanship and sense of healthy competition.
- **Tête-à-tête-** Go for a long walk/drive with your family and friends. Learn from their experiences. They are a living story book.
- **Learn from our Heritage-** Find some time to visit museums and monuments. Read about them. Learn new things related to your country.
- **Save Nature-** Contribute to save our precious environment. Minimize the wastage of resources like water, fuel and electricity.


Must do: -

- **Eat healthy food and drink lots of water and juices**
- **Read newspaper every day. Watch channels like Discovery, Animal Planet and National Geographic.**
- **Revise the concepts taught.**





1. Design a scrap book using eco-friendly material. Be creative and use your imagination to design a beautiful cover too. Write your name and paste your own picture on the cover. Do the following in this scrapbook:
 - a. Collect information about two authors- Roald Dahl and Ruskin Bond and write a short biography of these authors.
 - b. Read one book written by each of these authors.
 - c. Draw two illustrations based on the characters you liked in the stories. Write a book report of the book. The guideline for writing the report is given below:



BOOK REPORT

Name of the book: _____

Author's Name: _____

Major Characters (and a description of each one): _____

Summary of the book/story in your own words: _____

2. DESIGN AN ENGLISH MAGAZINE:

- a. Design an attractive cover page of the magazine
 - b. Give a creative name to the magazine
 - c. Create a poster on 'Save Water'
 - d. Jokes
 - e. Puzzles
 - f. The page of proverbs
 - g. Scrambled words
 - h. Crossword
 - i. Advertisements
 - j. Cartoon strip (Draw it yourself)
3. Visit the following websites **under the supervision and guidance of your parents** and enjoy doing these grammar exercises and playing grammar games with other members of your family whenever you have some time.


https://www.eduplace.com/kids/hme/k_5/grammar/

<https://learnenglishkids.britishcouncil.org/en/grammar-practice>

हिंदी

1. चित्र सहित 8-10 मुहावरों का प्रयोग करते हुए स्वरचित कहानी लिखिए। (ए-3 शीट में करें |)
2. 4 से 5 शब्दों के पर्यायवाची शब्दों को ढूँढकर सीढ़ी बनाएँ।

प्रत्येक शब्द का चित्र भी बनाएँ। जैसे सूरज -



सूर्य



रवि

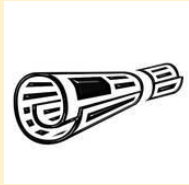


दिनकर



दिनेश

3. अपनी फ़ोटो चिपकाकर एक अनुच्छेद के रूप में लिखें कि आप में क्या अच्छी और क्या बुरी बात है। कौन सी आदत आप बदलना चाहते हैं। (ए-3 शीट में करें |)
4. हिन्दी का अख़बार पढ़ें तथा कोई एक दिन की खास ख़बर को ए -3 शीट में लिखें।



MATHEMATICS

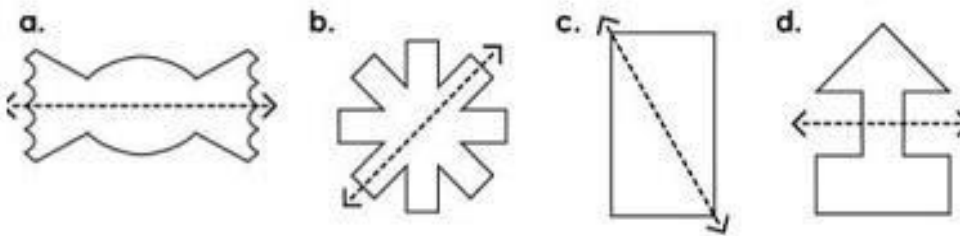
I - SYMMETRY



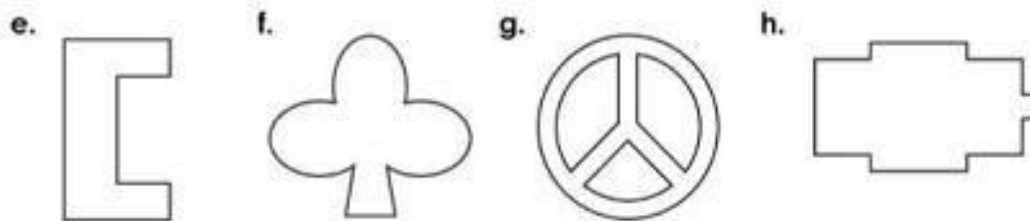
Symmetry means balance or form. Shapes, things or figures which have evenly balanced proportions are called symmetrical.

A shape has linear symmetry when its two halves are mirror images along the line of symmetry.

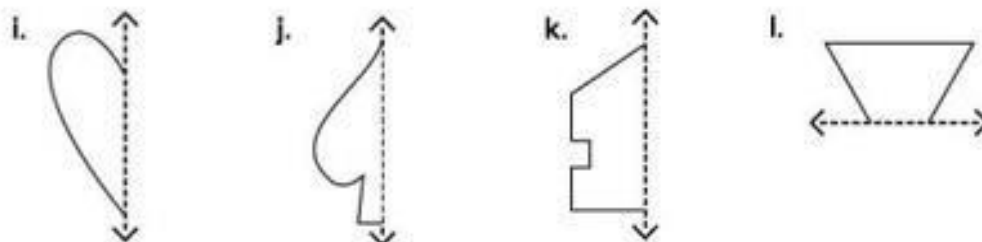
Tell whether the dotted line on each shape represents a line of symmetry. Write yes or no.



Draw a line of symmetry on each shape.



Draw the second half of each symmetrical shape.



II BASIC OPERATIONS

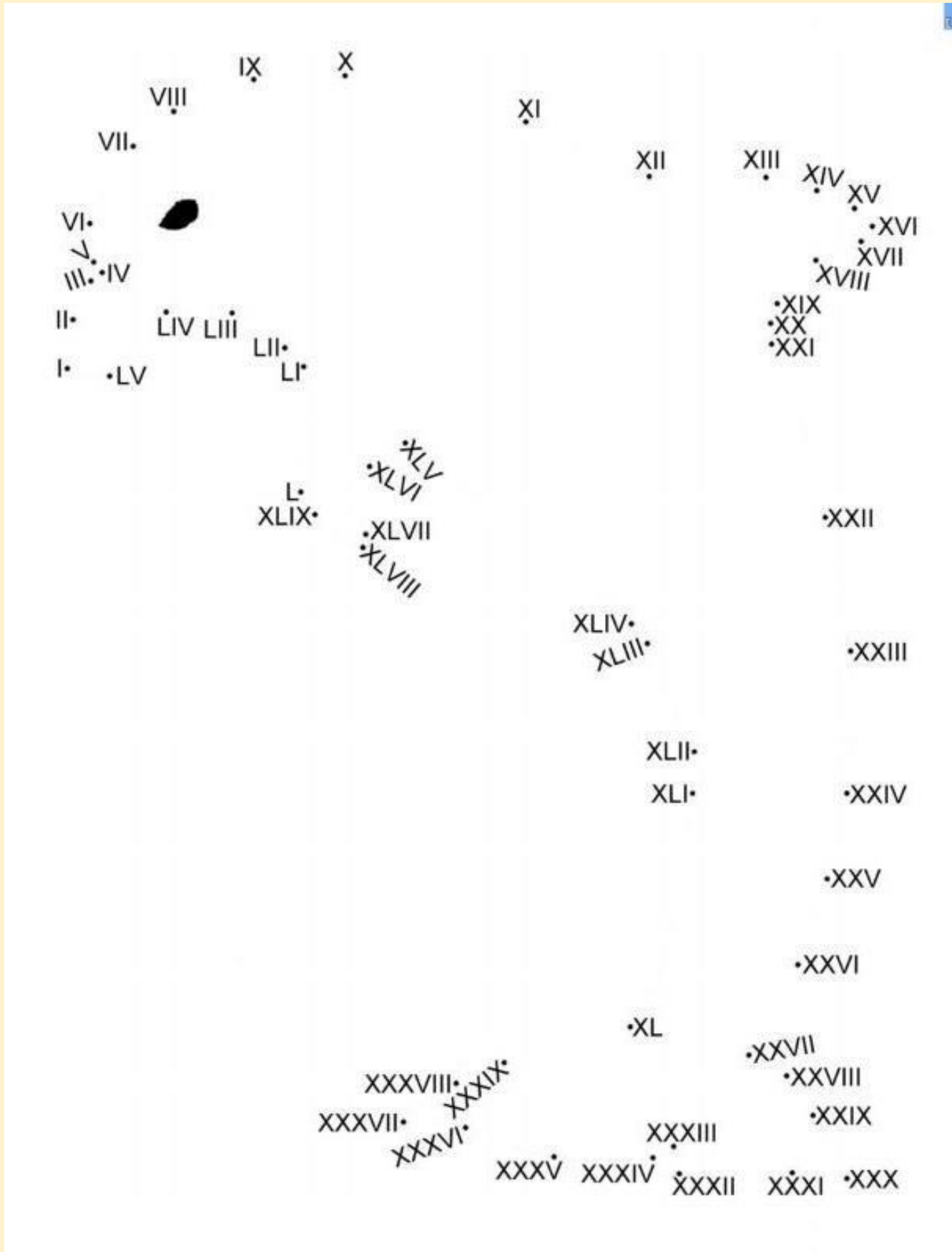
Solve the following sums and colour the answers in the grid given below. (Use a single colour). See what you find.

21×16	15×7	93×2	17×5	10×10	26×26	77×10
50×10	11×11	59×7	31×19	85×30	64×42	$3200 \div 40$
19×3	$248 \div 8$	$432 \div 18$	$729 \div 9$	$825 \div 5$	$221 \div 13$	$576 \div 12$
$288 \div 4$	$869 \div 11$	$847 \div 7$	$981 \div 3$	$475 \div 19$		

545	110	434	642	709	623	919	341	72	168
984	165	561	608	236	513	529	62	259	905
709	907	367	632	336	121	492	178	431	475
165	806	584	186	100	589	72	717	248	676
624	80	105	24	165	17	85	770	126	500
247	997	485	2688	81	80	48	901	327	121
742	427	756	531	79	2550	347	1001	314	57
945	1000	687	854	1200	999	24	3126	918	53
109	799	845	1999	864	955	123	1234	678	56
549	459	614	1864	834	559	900	1111	268	171

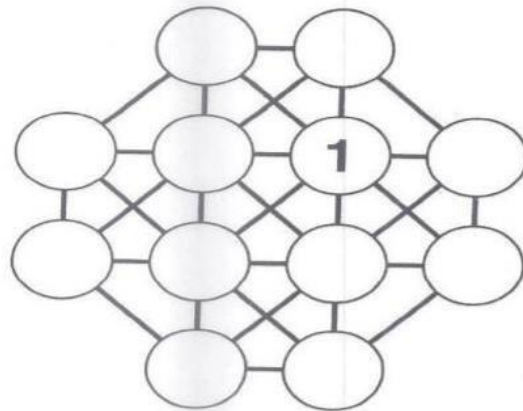
III – ROMAN NUMBERS

Connect the dots with ROMAN NUMBERS and colour the picture beautifully.

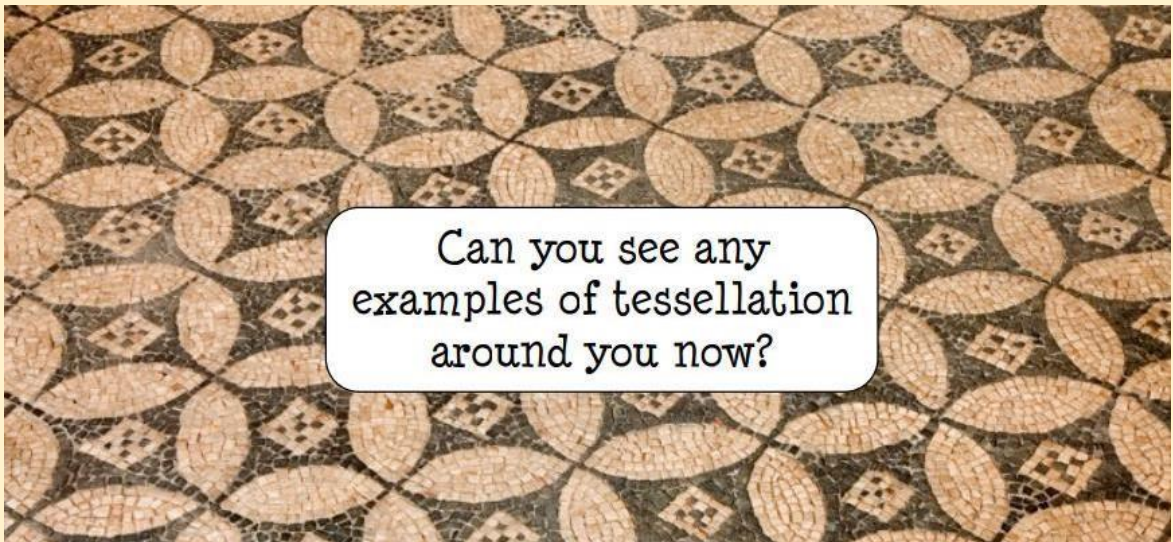


IV PUZZLE TIME

The numbers 1 through 12 are really angry! No two consecutive numbers want to be next to each other. Can you help them? Write the numbers in the circles so that no line connects two consecutive numbers.

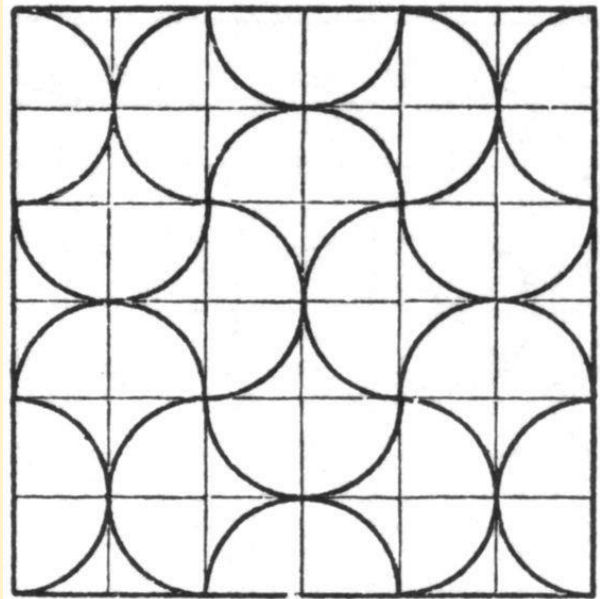
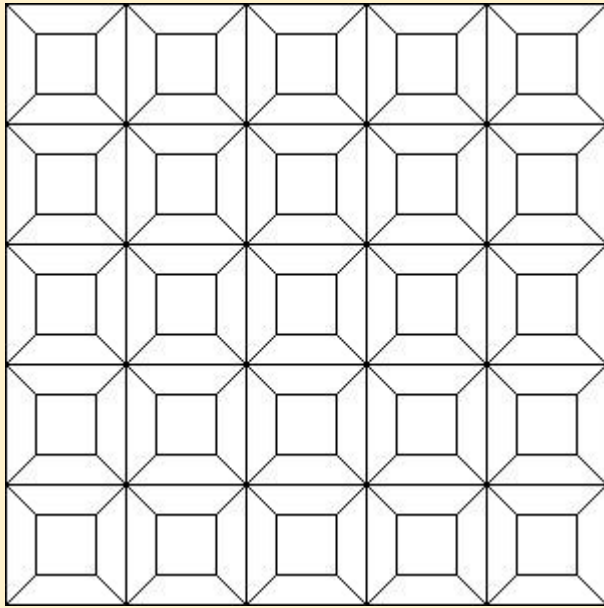


V – TESSELLATIONS




Can you see any examples of tessellation around you now?

A **tessellation** is a way to tile a floor (that goes on forever) with shapes so that there is no overlapping and no gaps. Some examples of tessellating patterns are shown here.



1. Look around you when you visit monuments, malls or other places of interest. Click pictures of some interesting tiling patterns and paste it on an A3 size sheet neatly. Mention where you clicked the picture.
2. Take a print of the square paper provided, and create your own tessellation pattern using both straight and curved lines and colour it neatly.



SCIENCE


Q1. Find out information about any five migratory animals. Compile it on A-4 sized sheets to make a project file. Describe about their adaptations and reasons for migration. Also paste pictures and give a creative name to your file.



Q2. Vaccinations are vital to prevent children from dangerous illnesses. Make an immunization or vaccination schedule on A3 sheet for the children from birth till the age of 12 years.

Q3. Make models of human joint using straw and clay.





1. Make a poster on 'Save Energy'. (To be done on an A-3 size sheet)
2. Collect data about the weather of Delhi for two weeks like maximum temperature, minimum temperature, sunrise time, sunset time, precipitation. Present this information in a tabular form.



(To be done on an A-3 size sheet)

3. Collect information about one country in each of the heat zones. (Other than the countries given in your book) Give information about the location, capital, important rivers, important mountain peaks, climate, flora and fauna of each country. Support your information with beautiful pictures. (To be done in a scrapbook)



(TO BE DONE IN A SCRAP FILE)

'READING NEWSPAPER IS AN EXCELLENT HABIT.'

Q1. Look through some old newspapers and find out articles that talk about "SAVING OUR ENVIRONMENT". Find out what message the articles are trying to give. Be a journalist and express your views in your words.



Q2. Paste pictures of any five Nobel Prize Winners. Mention the date and the field/ area in which they won the prize.

Q3. Identify six plants that help to purify the air. Paste their pictures and write a few lines about them.

COMPUTER



Make a power point presentation on any one of the topics:

- ❖ Paperless world
- ❖ Bluetooth application
- ❖ Networking in computer
- ❖ 7 Wonders of the World

Your PPT should be attractive. It should contain 10-15 slides. Use Smart Art graphics, transition effects, give attractive borders to pictures, Clip Art, sound transitions. Pictures and text should be relevant to the topic. You have to submit your PPT on the following mentioned E-mail address:

5A and 5B: class5aand5b@gmail.com

5C and 5D: class5cand5d@gmail.com

5E and 5F: class5eand5f@gmail.com

5G and 5H: class5gand5h@gmail.com