

HOLIDAY HOMEWORK

CLASS 5



This summer break, try and make a difference.

Appreciate Nature- Go for long walks in a park or garden with your family and friends. Adopt/Grow a plant.

Unravel the artist in you- Create a new story, try a new recipe with your mother, learn a new song, play a new instrument.

Good manners are the key- Respect your parents, grandparents and all elders.

Stay Fit, Stay Healthy- Play your favorite game/ sport regularly. Develop in yourself the spirit of sportsmanship and sense of healthy competition.

Tête-à-tête- Go for a long walk/drive with your family and friends. Learn from their experiences. They are a living story book.

Learn from our Heritage- Find some time to visit at least one museum or a monument. Read about them.

Save Nature- Contribute to save our precious environment. Minimize the wastage of resources like water, fuel and electricity.

- **Enjoy reading books by renowned authors during the summer vacations.**

Recommended books:

a. Roald Dahl: **Matilda**
The Witches

b. Enid Blyton: **Famous Five Series**
Secret Seven Series

c. Louisa May Alcott: **Little Women**

d. Andrew Clements: **The School Story**
Frindle
Lunch Money
The Report Card

e. Mark Twain: **The Adventures of Tom Sawyer**

f. C. S. Lewis: **The Lion, The Witch and The Wardrobe**

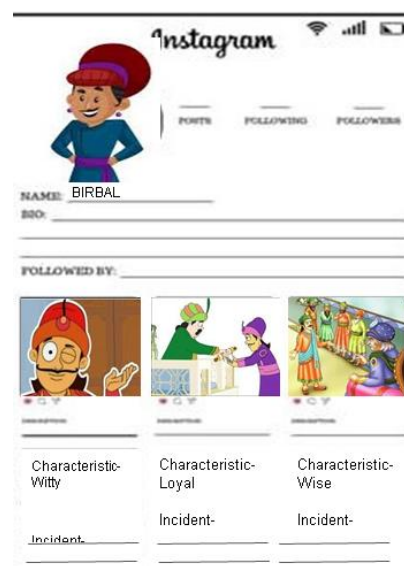
g. Lucy Maud Montgomery: **Anne Of Green Gables**

- **Make a mind map of the book that you read.**

➤ **SOCIAL MEDIA CHARACTER PROFILE**

Choose a character from the books (given above) that you have read and create a social media profile based on this character. You can creatively think of their username, bio and location.

Following this, create 3 posts to show your understanding of this character and their personality traits.



➤ Dictionary Fun

Create an illustrated dictionary with the words given below-
mystery, audience, hilarious, remarkable, orator, filthy, merrily, weary, anxiety
and cannon.

The dictionary should include the meaning, part of speech and a sentence
with the given word. It should be supported with attractive
pictures.

WORDS MUST BE ARRANGED IN ALPHABETICAL ORDER

(Use a spiral diary to do this activity)



HINDI

प्र०१ विक्रम बेटाल की कहानियाँ पढ़िए। किसी एक कहानी का सारांश चित्र सहित
लिखिए।

प्र०२ रहीमदास जी के कोई दो दोहे चित्र सहित लिखिए।



प्र०३ लक्ष्य (GOAL) :संख्या १३ – जलवायु क्रिया

जलवायु से प्राकृतिक वनस्पति, मिट्टी, जलराशि तथा जीवजंतु प्रभावित होते हैं। जलवायु मानव की मानसिक
तथा शारीरिक क्रियाओं पर प्रभाव डालती है। सभी के प्रयास से ही जलवायु परिवर्तन की चुनौती से निपटा जा
सकता है।

किसी कपड़े/जूट का थैला बनाकर उस पर 'जलवायुसंरक्षण' पर सन्देश / नारा लिखें।

MATHEMATICS

➤ TANGRAM

To make a set of Tangram cutouts by paper folding and cutting and to make
geometric figures using its pieces.

Materials required: An 8x8 grid, a pair of scissors, a pen/pencil and a ruler.

Steps:

1. Take a 8x8 grid and label it as ABCD, which is a square.[Fig. 1(a)]
2. Fold the square ABCD along BD such that point 'C' falls on point 'A' and mark the crease BD.
3. Unfold the grid and cut along the crease.
4. Take any one cut-out obtained in Step 3 say ABD and fold it through the vertex A so that the two end points of the longest side meet exactly and mark the crease.
5. Unfold and cut along the crease and label the two parts as 1 & 2 [Fig. 1(b)].
6. Take the other cut-out obtained in Step 3 and fold it in such a way that the point containing a right angle exactly falls on the midpoint of its longest side.
7. Unfold and cut along the crease formed. Label the triangle cut-outs as 3 [Fig. 1(c)].
8. Take the remaining cut-out obtained in Step 6 and fold along the lines drawn. [Fig.1 (d).]
9. Unfold and cut along the creases. Label the cut-outs as 4, 5, 6 & 7. [Fig. 1(e).]

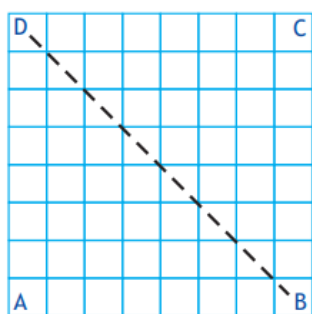


Fig. 1(a)

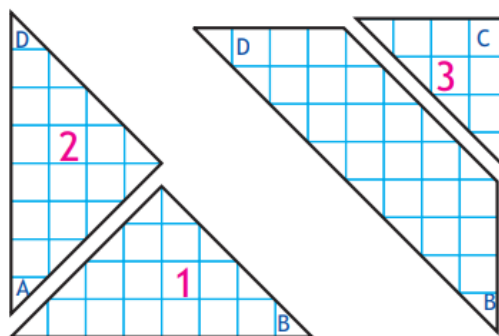


Fig. 1(b)

Fig. 1(c)

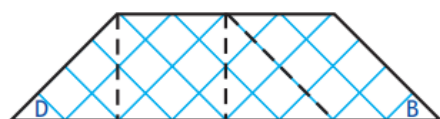


Fig. 1(d)



Fig. 1(e)

The seven shapes obtained represent a set of tangram pieces.

Observations:

- (i) Can you make a triangle using any 2 cut-outs of a tangram? If yes, then write their numbers.....
- (ii) Can you make a square using any 2 cut-outs of a tangram? If yes, then write their numbers

- (iii) Can you make a rectangle using any 2 cut-outs of a tangram? If yes, then write their numbers
- (iv) Can you make a triangle using any 3 cut-outs of a tangram? If yes, then write their numbers
- (v) Can you make a square using any 3 cut-outs of a tangram? If yes, then write their numbers
- (vi) Can you make a rectangle using any 3 cut-outs of a tangram? If yes, then write their numbers


Extension :

- (i) Make a triangle, a square and a rectangle using only 2 pieces of the tangram cut-outs.
- (ii) Make a triangle, a square and a rectangle using only 3 pieces of the tangram cut-outs.

3D SHAPES

Construct different 3D shapes using toothpick and playdough. Identify the number of edges, faces and vertices in each of them. On an A-4 sheet prepare a table in the given format and fill the information.


NAME OF THE SHAPE	NUMBER OF EDGES	NUMBER OF FACES	NUMBER OF VERTICES



SCIENCE

➤ TOYS FROM TRASH

Get the junk out of the trunk and fashion it into cool toys that promise endless hours of fun. Create your own toy using waste materials. Let your imagination run wild. The pictures have been attached for reference purposes only.



GOAL – 7 Topic : Affordable and Clean Energy

- 'Affordable and Clean Energy' is one of the 17 goals of the United Nations for sustainable development.



Task to be done – Interview your neighbours to understand the different forms of energy used in their home and what measures they take to save energy.

Some of the questions are here for your reference.

- What are the different forms of energy utilized in your home?
Electricity/LPG/CNG/Solar/ Petroleum/Others
- How do you go to nearby market?

Walking/Cycling/ By car/ Two wheelers/ any other

- Do you switch off the lights, fans and other electrical equipment when not in use?

- Which form of energy is used in your home for cooking meals?

Electricity/LPG/Solar/Others

- Do you think it is important to save energy? Yes/No
- How often do you reduce the energy you use for your home or vehicle for cost

reasons?

always/often/ sometimes/or never for

- How often do you reduce the energy you use for your home or vehicle for environmental reasons?

always/often/ sometimes/or never

- Suggest any three ways in which you can help conserve energy.

After the interview prepare a survey report on A4 size sheet about consumption of different forms of energy, their benefits and drawbacks.

SOCIAL STUDIES

➤ TRAVEL DIARY

Prepare a travel diary on any one country from G20 summit regions given below-

(Argentina, Australia, Brazil, Canada, China, France, Germany, Indonesia, Italy, Japan, Republic of Korea, Mexico, Russia, Saudi Arabia, South Africa, Turkey, United Kingdom and United States)

- **Prepare a PowerPoint presentation showcasing comparative study of that country with India (which is also a G20 country) telling in detail about its location (latitude and longitude), climate, landforms, places of tourist interest.**

First slide-----LOCATION- Continent,
Longitudes and Latitudes

Second Slide-----CLIMATE

Third Slide-----LANDFORMS

Fourth Slide-----LIFE OF THE PEOPLE IN
THE REGION

Fifth Slide-----POPULATION

Sixth Slide----- CULTURE

Seventh Slide----- PLACES OF TOURIST
INTEREST

Eighth Slide----- FESTIVALS

Ninth Slide----- TRANSPORT

Tenth Slide---- OTHER FACTS



A dream catcher

➤ DREAMCATCHER

Title: Create an Andaman and Nicobar Island-inspired dreamcatcher.

Instructions:

1. Research the culture and history of the Andaman and Nicobar Islands. Look for inspiration in the unique art and craft traditions of the region.
2. Gather materials to create your dreamcatcher. You will need a hoop or circular frame, string or twine, beads, feathers, and any other decorative elements you may want to add.
3. Use the string or twine to create a web inside the hoop. You can use a simple pattern or get creative with different shapes and designs.
4. String beads onto the web, incorporating colors and patterns that are inspired by the natural beauty of the Andaman and Nicobar Islands.
5. Add feathers to the dreamcatcher. Choose feathers in colors and sizes that complement the overall design.

Consider adding other decorative elements, such as shells or stones, to give your dreamcatcher a unique flair.

6. Once your dreamcatcher is complete, take some time to reflect on the inspiration you drew from the Andaman and Nicobar Islands. Consider what this craft says about the culture and traditions of the region.

Finally, present your dreamcatcher to your class and share what you learned about the Andaman and Nicobar Islands through this creative project.

CREATIVE WRITING

- Write a paragraph using the following outline in about 100 words and give it an appropriate heading also.

Keep surroundings clean- learn this habit at a young age- good for society- don't litter the streets- roadside- with garbage, rubbish- advise friends- neighbours- clean society- clean habits- good health.

- Write a story with the given opening.

The Box

I was walking down the street when I saw a small wooden box by the road. Suddenly, I heard a voice say, "Help! Let me out of here!" To my surprise, the voice was coming from the box.



रचनात्मकलेखन

प्रश्न दिए गए संकेतों की सहायता से निम्नलिखित विषयों पर एक-एक अनुच्छेद लिखिए

1. जब मैंने साइकिल चलाना सीखा

संकेतबिंदु: जन्मदिन पर उपहार, चलाने के लिए उत्साहित, मन में छिपा डर, गिरना और चोट लगना, आत्मविश्वास जागना, खुशी का ठिकाना न रहना

2. अपने मित्रके जन्मदिन का उपहार

संकेतबिंदु :पार्टी, उपहार के लिए बाजार जाना, उपहार का चुनाव, उपहार की पैकिंग

प्रश्न दिए गए संकेतों के आधारपर 'धनी मनुष्य औरनौकर' कहानी शिक्षा सहित लिखिए:

एक धनी मनुष्य-----उसके बहुत सेनौकर----- एक दिन आभूषण की पेटी का खोजाना----- पेटी को ढूँढ ने के लिए प्रयत्न (कोशिश)----- एक उपाय का मन में आना----- प्रत्येक नौकर को एक छड़ी देना----- दोषी की छड़ी का एक इंच लम्बी हो जाना----- दूसरे दिन नौकरों को छड़ी लेकर उपस्थित होने की आज्ञा-----चोर नौकर का छड़ी को एक इंच काट डालना----- दूसरे दिन चोर का पकड़ा जाना----- शिक्षा----- ।

ART

1) Do page no - 11,36,39,49 of art book.

2) Practice 10 Human figures (2 human figures on 1page) in small drawing file.