



**ST. MARK'S SR. SEC. PUBLIC SCHOOL, JANAHPURI**

**SESSION 2018- 2019**


**GUIDELINES FOR THE PARENTS**

- 1. Please encourage your child to complete the holiday homework on his own.**
- 2. Converse with them in English.**
- 3. Please make sure that your children are in touch with their text books during the vacation.**
- 4. Regular Reading must be a part of their daily routine.**

**CLASS – I**

## EVS

1. Make a family tree. Paste pictures and write the names of your grandparents, parents and children in your scrap file.



2. Paste pictures of food you eat in


a) Breakfast

b) Lunch

c) Dinner



3. Visit a zoo/garden and click photographs and paste in your scrap file. Write your experience in 4-5 simple lines.



## Maths

1. Revise numbers 1 to 100 and number names 1 to 100.
2. Write forward counting 1 to 100 and also back counting 100 to 1.
3. Revise your Number names in fun manner .Do it in your scrap file. You can take the details of your family members ,friends or relatives to make this table.


Write the name, age in figures and then the Number Names. Write at least 10 names  
For eg.

Family Member	Age(in figures)	Number Name
1. Father	32	thirty two
2.		

## English

1. Make 2 stick puppets, using popsicle(ice-cream) sticks of the characters from your favourite story .

Example:



2. Write any 5 words and their rhyming words.

Example : cat – rat

3. Read the following stories :

- The Golden Egg
- Cinderella
- The Ugly Duckling
- Sleeping Beauty
- The Enormous Turnip
- Any other interesting story

Make a 'Word Tree' from the story/stories you have read and display the new words you have learnt on the 'Word Tree'.



Words on  
Leaves

4. Correct the jumbled words and draw or paste pictures of the same.

1. NUS – SUN



2. SUB –

3. EETR –

4. GAB –

5. TAR –

6. LKIM –

7. GOL –

8. LLEB –

9. RIGL –

10. KOBO –

5. Make a separate notebook and practice cursive handwriting daily.

हिंदी –

1. 20 पृष्ठ सुलेख लिखें। (दो, तीन अक्षर के शब्द)
2. दो व तीन अक्षर वाले पाँच-पाँच शब्द लिखकर चित्र चिपकाओ।
3. तितली का चित्र बनाकर दाल के दाने या रंग-बिरंगे कागज के टुकड़ों से सजाएँ।

