



ST. MARK'S SR. SEC. PUBLIC SCHOOL, JANAHPURI

SESSION 2018- 2019

GUIDELINES FOR THE PARENTS

- 1. Please encourage your child to complete the holiday homework on his /her own.**
- 2. Converse with them in English.**
- 3. Please make sure that your children are in touch with their text books during the vacation.**
- 4. Regular Reading must be a part of their daily routine.**

CLASS – II

ENGLISH

1. Reading stories is always fun, specially during holidays. Here are a few titles you could pick from :

- Snow White and the Seven Dwarfs
- Pinnochio
- Monkey and the Cap Seller
- The Enormous Turnip
- Rumpelstiltskin



➤ Make a paper bag . Choose your favourite story. On one side of the paper bag, draw/paste pictures to make the cover page and on the other side, paste pictures of different characters from the story along with their names.

2. Make a Travelogue /Brochure of the place/places you visited during your holidays. You could mention:

- Name of the place
- Any interesting facts about the place
- How did you travel?
- Places of tourist interest there.
- Paste pictures & photographs to depict the same



3. Cut out newspaper articles. Paste them in your scrap file. Circle Common Nouns with Red colour and Proper Nouns with Blue colour in those articles.

4. Play indoor games like 'scrabble' with your friends/siblings and click pictures and also mention the score.

EVS

1. Find out different road signs .

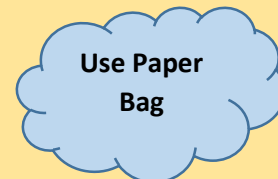
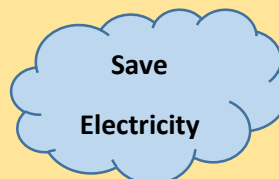
Draw any five road signs and write what they symbolize.



2. **Best out of waste** : Make a pencil holder using waste material. Decorate with decorative items available at your home.



3. Use the help words given in the clouds below . Write few points on 'How can you be a Good Green Ambassador'.

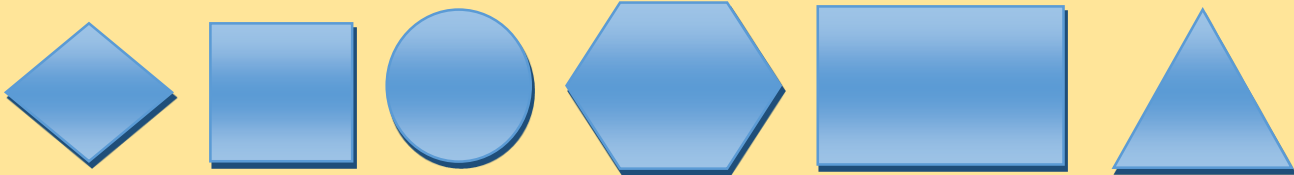


- Draw different parts of the body on a chart paper and cut them out. Join them with paper fasteners to make the complete body.
- Make a beautiful plant pot for the kitchen window by using a waste or used container in your house .Paint it with colours on the outside. Make a thin hole at the base of the pot. Fill it with soil and plant a sapling .



MATHS

- Make a wall hanging using cut outs of any four geometrical shapes



- Sort the numbers into the correct fish:

- Know your Calendar

- How many days are there in June?
- On which day did June begin?
- What is the day on 30 June 2018?
- How many Sundays are there in calendar given?
- What is the date on third Saturday?

JUNE 2018						
SUN	MON	TUE	WED	THU	FRI	SAT
					1	2
3	4	5	6	7	8	9
10	11	12	13	14	15	16
17	18	19	20	21	22	23
24	25	26	27	28	29	30


- Learn tables of 2 and 3

हिंदी

1. फलैश कार्ड पर चित्रों द्वारा चार विलोम शब्द दर्शाइए।
2. नीचे दिए गए लिंक में से कोई चार हिन्दी कहानियाँ पढ़ें और किन्हीं दो कहानियों को चित्रों द्वारा दर्शाएँ। लिंक – <http://bit.do/storyhindi>
3. वर्णों की माला बनाएँ।



4. जंगल बुक फिल्म/किताब में से अपने किसी एक पसंदीदा किरदार का चित्र चिपकाएँ और उसका नाम लिखें।



मेरा पसंदीदा किरदार का नाम –

Happy
Holidays