



ST. MARK'S SR. SEC. PUBLIC SCHOOL, JANAHPURI

SESSION 2018- 2019

GUIDELINES FOR THE PARENTS

- 1. Please encourage your child to complete the holiday homework on his own.**
- 2. Converse with them in English.**
- 3. Please make sure that your children are in touch with their text books during the vacation.**
- 4. Regular Reading must be a part of their daily routine.**


CLASS – V

ENGLISH

1. "The best things in life are the people we love, the places we've been and the memories we've made along the way."

So, these summer holidays, create your own **Memory Book** using A-4 size coloured sheets and present it beautifully. Your Memory Book can have the following:-

- An attractive cover page
- A creative name
- You can divide your Memory Book into different sections like:-
 - Family
 - Friends
 - Events (Birthdays, Festivals)
 - Vacations
 - Hobbies



- You can paste photographs and give short description (4-5 sentences) on each.

Your Memory Book can be a treasure that you can keep for a long time. So, try to be as creative and beautiful as you can!

2. Suggested Readings

- The Adventures of Tom Sawyer
- Famous Five
- Oliver Twist
- Stories of Ruskin Bond
- Select any one of the books and write a short summary of the story. Also illustrate the story beautifully.



3. Read the newspaper daily to enhance your vocabulary and knowledge.


4. Create your own newspaper (of 4 sides) using a folded chart paper.

- Your newspaper should contain all types of news – political (national/ international), related to science, sports, culture, entertainment, a few activities and advertisements.
- Do not forget to give it a name; also mention the date/day/cost etc.

MATHS

ACTIVITIES :


- Use coloured origami sheets and create any 5 tangram shapes and paste in your scrap file.



- Solve Sudoku Puzzle in your newspaper and paste at least ten in your scrap file.

8	6		3					
		4			7			
	3	7		6	8	2		
		3				8		5
	5						9	
1		9				4		
		6	9	4		3	8	
			7			9		
					3		6	1

- Make an abacus using card board, plastic rods and coloured beads. Learn to use the abacus for basic mathematical problems.



PROJECT:


- Write Roman Numerals using waste material

XL, L, XC, C, CD, D, M

Hint: You can use old greeting cards, glossy sheets of newspaper, magazine or pamphlets etc.

SCIENCE

1. Grow a plant from seedless plants like potato, onion, turnip etc. Take care of these plants. Click pictures of different stages and paste them in a scrap file.



2. Make 2 flash cards showing animal adaptations to different habitats
 - a. Breathing organs (Roll No. 1-12)
 - b. Feeding habits (Roll No. 13-24)
 - c. Organs of movement (Roll No. 25-42)
3. Write five amazing facts about animals and present them in a scrap file.

4. Perform any 5 simple science experiment at home. Write your observation and paste pictures. Write the scientific principle and material required also.



SOCIAL SCIENCE

1. On a map of India, mark the Tropic of cancer and Standard Meridian and answer the following questions:-
- Name and colour the states through which Tropic of Cancer passes.
 - Which longitude is the Indian Standard Meridian. Name and mark the place through which it passes.



2. What time is it in the following countries if it is 12 noon in India.

- Germany
- United Kingdom
- Australia
- Japan
- USA
- South Africa



3. Collect weather report of one week and compare the temperatures and find the hottest day of the week.

हिंदी –

1. एक शिक्षाप्रद कहानी पढ़ें। उसके पात्रों के नाम लिखकर कहानी को चित्र सहित संक्षेप में लिखें।



2. हिन्दी के प्रसिद्धलेखक मुंशी प्रेमचंद का चित्र चिपकाकर उनके जीवन चरित्र पर कुछ पंक्तियाँ लिखें।



3. कोई भी दो कविताएँ सुंदर तरीके से अपनी स्कैप फाइल में लिखें।

4- हिंदी या अंग्रजी के अखबार से कोई छः खेल समाचारों के चित्र, स्कैप फाइल में चिपकाएँ और उनके नीचे विवरण हिन्दी में लिखें।

5- घर में पौधों की देखभाल करें और आजकल के मौसम में उगे आसपास के कुछ पौधों के चित्र चिपकाएँ और उनके नाम लिखें।



Happy
Holidays