

**ST. MARK'S SR. SEC. PUBLIC SCHOOL, JANAHPURI**

**SESSION: 2024-2025**

**SUMMER HOLIDAY HOMEWORK**

**CLASS: II**



**Dear Parents,**

**As we dive into summer vacations, let's make the most of this precious time by fostering a culture of learning and growth at home for children. Let's encourage them to engage in productive activities, explore new interests, and strengthen bonds with friends and family.**

**Additionally, we have included several *Practice Worksheets* of all the subjects for revision at home.**

**Wishing you and your family a summer filled with joy, learning, and cherished moments!**

**Best Regards**

**Class Teacher**

**Dear Students,**

**As summer break approaches, here are a few friendly reminders:**

- Ensure the timely completion of your Holiday Homework.**
- Make the most of this time to bond with your family.**
- Remember to eat healthy and stay hydrated.**
- Do not waste resources like electricity, water etc.**

**Wishing you a fun and rejuvenating vacation!**

**Best Regards**

**Class Teacher**

# ENGLISH

## LANGUAGE DEVELOPMENT

*“The more we read, the more we know.”*

Choose any 1 of your favourite Fairy Tales suggested below and read during the holidays.

Make a COVER PAGE from your chosen story and write 10 vocabulary words along with their meanings.

- ❖ Cinderella
- ❖ Little Red Riding Hood
- ❖ Snow White and the Seven Dwarfs
- ❖ Sleeping Beauty
- ❖ Rapunzel



### Learning Outcomes

This activity will improve language skills, expand vocabulary, enhance imagination and creativity, develop empathy and will build up reading skills of the students.



ST. MARK'S SR. SEC. PUBLIC SCHOOL, JANAHPURI

PRACTICE SHEETS

CLASS- II

Date: \_\_\_\_\_

Section: \_\_\_\_\_

Name: \_\_\_\_\_

Roll No: \_\_\_\_\_

ENGLISH

Q1) Circle the common noun and underline the proper noun.

1. Tom has a blue shirt.

2. My cat's name is Ruby.

3. My mother is cooking dinner.

4. We are going to Delhi.

5. Reema is washing her car.



Q2) Write the plurals for the following words.

ONE

MORE THAN ONE

1. dress

\_\_\_\_\_

2. door

\_\_\_\_\_

3. witch

\_\_\_\_\_

4. glass


\_\_\_\_\_

5. brush

\_\_\_\_\_



6. book

\_\_\_\_\_





Q3) Complete the table.

MALE	FEMALE
bull	
father	
wizard	
son	
king  	

Q4) Fill in with a or an.

1. \_\_\_\_\_ umbrella

2. \_\_\_\_\_ box

3. \_\_\_\_\_ orchid

4. \_\_\_\_\_ ball

5. \_\_\_\_\_ octopus

6. \_\_\_\_\_ butterfly

7. \_\_\_\_\_ urn

8. \_\_\_\_\_ cup

9. \_\_\_\_\_ elephant

10. \_\_\_\_\_ monkey

Q5) Fill in the blanks.

1. Rani was going to \_\_\_\_\_.

2. At Mendu, the man was selling \_\_\_\_\_ made  
from \_\_\_\_\_ mangoes.

3. Rani got on the train at \_\_\_\_\_.

4. The meaning of disappeared is \_\_\_\_\_.





5. The train was crossing a \_\_\_\_\_ on the  
river Yamuna.

Q6) What were some people selling at Chhata?

A6) \_\_\_\_\_  
\_\_\_\_\_  
\_\_\_\_\_





# हिंदी

## यदि मैं पक्षी होता / होती!

अगर आप एक दिन के लिए कोई पंछी होते तो-

१. आपका नाम क्या होता ?
२. आप क्या-क्या करते ?
३. अपने रंग और रूप के बारे में पाँच से छः पंक्तियों में बताएँ।



### शिक्षण के परिणाम

इस गतिविधि से छात्र में रचनात्मकता का विकास होगा।



## हिंदी




प्रश्न १. किसानों की मदद मोर किस प्रकार करता है?

उत्तर. \_\_\_\_\_  
\_\_\_\_\_

प्रश्न २. रिक्त स्थान भरो -

१. मोर एक \_\_\_\_\_ पक्षी है।
२. मोर की पूँछ \_\_\_\_\_ होती है।
३. \_\_\_\_\_ हमारा राष्ट्रीय पक्षी है।
४. मोर के सिर पर एक सुंदर-सी \_\_\_\_\_ होती है।




प्रश्न ३. संज्ञा शब्द रेखांकित कीजिए।

१. मोहन दिल्ली में रहता है।
२. मुझे ताज महल देखने आगरा जाना है।
३. रीना पुस्तक पढ़ रही है।
४. शेर और चीता तेज़ भागते हैं।


प्रश्न ४. लिंग बदलो।

१. बूढ़ा - \_\_\_\_\_
२. हाथी - \_\_\_\_\_
३. आदमी - \_\_\_\_\_
४. बंदर - \_\_\_\_\_





प्रश्न ५. नीचे दिए गए शब्दों का इस्तेमाल कर चित्र का वर्णन कीजिए ।



पुस्तक हरियाली पेड़ स्कूटर कुत्ता खेल बच्चे

---

---

---

---

---



# MATHEMATICS

## COGNITIVE DEVELOPMENT

Create a 2D garland using paper cutouts of four different shapes: Square, Rectangle, Triangle and Circle. A total of 20 shapes to be used in any combination you like.

Each shape will represent a different emotion you felt during the holidays, based on its color:

- Rectangle: **Angry emotion (Red color)**



- Square: **Happy emotion (Yellow color)**



- Triangle: **Calm/Peace emotion (Blue color)**



- Circle: **Love emotion (Green color)**



### Learning Outcome

This activity offers a great opportunity to students to express their emotions through creativity and spatial reasoning.

# Counting Kindness

Prepare a **kindness table** for a **week**, writing the emotions you experience every day.

Each **positive emotion** (*such as happiness, pride, excitement*) gives you **2 points** and each **challenging emotion** (*such as sadness, anger, nervousness etc*) gives you **1 point**. Describe the situation and write the emotion you felt. At the end of each day, calculate your **total daily points**.



You may check out the sample attached below for your reference.

**Kindness Table**

**Day 1**

Situation	Emotion Experienced	Points
Helped mom in setting bed	Pride	2
Could solve a <u>maths</u> question	Confusion	1
Cycling	Energized	2
Went to park with grandparents	Serenity/ Peacefulness	2
Woke up late	Tired/sadness	1
Met a relative	Shyness	1
Had nothing to do	Boredom	1
<b>TOTAL</b>		<b>10</b>



## MATHEMATICS

Q1. Draw beads to show these numbers on the abacus.

H	T	O
6	2	4


H	T	O
3	0	5


H	T	O
2	7	9


Q2. Write the place value and face value of 8 in the following numbers.

	Place Value	Face Value
368		
811		
984		


Q3. Add the following numbers and fill in the blanks.


a.  $9 + 5 =$  

b.  $3 + 8 =$  

c.  $7 + 6 =$  

d.  $0 + 7 =$  

e.  $6 + 1 + 2 =$  

f.  $4 + 3 + 6 =$  

Q4. Colour the ice cream having an odd number with yellow colour and even number with green colour.



# GENERAL KNOWLEDGE

## CULTURAL DEVELOPMENT

Create a dress on a stick puppet using different fabrics such as cotton, jute, silk, nylon, synthetic etc.



### Learning Outcomes





This activity will foster creativity, fine motor skills development, imagination and an understanding of materials and textures in learners.




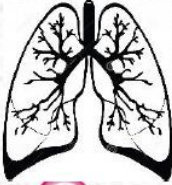


## GENERAL KNOWLEDGE



Q1. Circle the odd one out: -

a.    

Igloo      Bungalow      Tent      School

b.    

Heart      Lungs      Nose      Liver

Q2. State True or False.

a. A tent is a type of house that we can carry around.


b. Eating chocolates is a need.


c. When someone says, 'Thank You', you say 'You are Welcome'.

d. A teacher works in a school.


e. Stomach helps us to breathe.


Q3. Fill in the blanks.

a. There are \_\_\_\_\_ (20 / 32) teeth in adult humans. 

b. There are \_\_\_\_\_ (9 / 7) continents in the world. 

c. \_\_\_\_\_ (Football / Hockey) is the national game of India.

d. \_\_\_\_\_ (Mars / Neptune) is the farthest planet from Earth. 


e. The Statue of Unity is situated in \_\_\_\_\_. (Punjab / Gujarat) 

# ENVIRONMENT DAY ACTIVITY- 5<sup>TH</sup> JUNE, WEDNESDAY

*"Blessed are you who sow. Every seed you sow, will grow into bountiful crops for the great harvest."*

Let's end hunger and malnutrition by creating our own seed bank.

Collect seeds of various seasonal fruits like - watermelon, mango, jamun, strawberries, muskmelon etc. After washing and drying them, collect them in a box with your name and class written on it. Share the pictures with your class teacher on the above mentioned date and submit your seed boxes when the school reopens.





# FATHER'S DAY ACTIVITY- 16<sup>TH</sup> JUNE, SUNDAY

*"A father is a son's first hero and a daughter's first love."*

**For Father's Day, film yourself and your dad making a yummy dessert together! Show each step, have fun, and share the video/pictures with your class teacher on the above mentioned date.**




# YOGA DAY ACTIVITY- 21<sup>ST</sup> JUNE, FRIDAY

*“Yoga is the journey of the self, through the self, to the self.”*

**Practice your favorite yoga poses and ask a family member to capture your yoga moves in a photo. Share your favorite pictures with your class teacher on the above mentioned date.**





**Remember to have fun and express yourselves freely through your creations.**

**Kindly ensure to prepare a **SINGLE SCRAP FILE** for all the subjects, cover your file and decorate it.**

**Holiday Homework to be submitted duly in the *first week of July* when the school resumes.**

**Enjoy your vacations and have fun!**

