



ST. MARK'S SR. SEC. PUBLIC SCHOOL, JANAKPURI

SESSION 2024-25

A decorative banner for summer holiday homework. The background is dark blue with white, fluffy borders at the top and bottom. It features various icons: a clock, a book, a globe, a hot air balloon, a chemical formula (H₂), a plus sign, a minus sign, a pair of sunglasses, and an atom model. The text 'SUMMER HOLIDAY HOMEWORK' is written in a yellow, serif font across the center.

SUMMER HOLIDAY HOMEWORK

CLASS : VI



Dear Students,

As we navigate through the digital age, we're introducing PADLET for your Holiday Homework assignments! 'Padlet' is an online bulletin board where you can share ideas, pictures, videos, and more, making collaboration a breeze. By using Padlet, we're embracing the digital era, learning new skills, and exploring creative ways to present information together in a virtual space. It's like your digital canvas where you can organize your thoughts, showcase your work, and interact with classmates. So get ready to dive in and make learning fun and interactive with Padlet for your holiday homework.

English

H₂O



CH



□ GRATITUDE PAGE

What to do : Interview your parents and/or grandparents and ask them the following questions:-

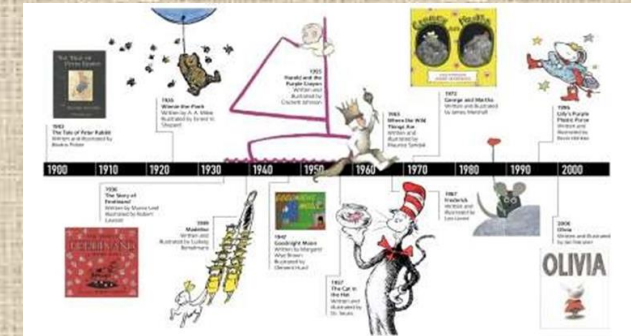
- What are the hardships that you face on daily basis?
- Can you share a challenging experience from your childhood and how you overcame it?
- What is your earliest memory of spending time together?
- Can you share a funny or embarrassing childhood story about yourself?

NOTE THE ANSWERS IN A DIARY AND ON THE BASIS OF THE ANSWERS, PREPARE A GRATITUDE PAGE ON '**PADLET**' FOR YOUR PARENTS AND/OR GRANDPARENTS EXPRESSING THE THINGS YOU ARE THANKFUL FOR.



□ LITERARY TIME LINE

- Design a literary story timeline on **PADLET**.
- Present it through an attractive collage and create a plot map.
- Add pictures to make it presentable.
- You can choose any one of the following novels:
 - The Three Musketeers
 - The Adventures of Tom Sawyer
 - The secret Garden
 - Harry Potter
 - Animal Farm
 - The Lion, The Witch and the Wardrobe
 - Oliver Twist
 - Alice's Adventures in Wonderland
 - Black Beauty



हिंदी

लिखें. पढ़ें. बोलें. गर्व करें.



H₂

CH

मनुष्य एक सामाजिक प्राणी है । वह समाज में रहकर भावों की अभिव्यक्ति करता है । भावनाएँ मनुष्य जीवन का आधार होती हैं, भावनाओं को व्यक्त करना मानव को अन्य प्राणियों से अलग बनाता है ।

- हिंदी साहित्य में व्यक्ति भावनाओं की अभिव्यक्ति कहानी, कविता व लेखों आदि द्वारा करता है । छात्र धरोहर पुस्तक में संकलित कहानी हार की जीत को पढ़कर मन में उत्पन्न विभिन्न भावों की आत्म-अभिव्यक्ति अपने शब्दों में करेंगे ।
- छात्र विभिन्न पत्र-पत्रिकाओं व समाचार पत्रों में से भिन्न-भिन्न भावों को प्रकट करने वाले चित्रों को छाँटकर उसकी चित्रात्मक अभिव्यक्ति करेंगे ।



निर्देश :-

- कार्य स्क्रेप फाइल व ए4 साइज़ शीट में करें।
- कार्य स्वच्छता से करें ।
- लिखते समय शुद्ध वर्तनी का ध्यान रखें ।
- कार्य का प्रस्तुतीकरण आकर्षक होना चाहिए ।

DESIGN
IS THINKING MADE VISUAL.



6*7=? $\sqrt{4}$ $A^2+B^2=C^2$ πR^2 ?
 $2*2=4$ $\angle ABC$?
MATHEMATICS
 $9^2=81$ $S=?$ $\angle ABC$ $4*8=?$ $6*\sqrt{36}$
 $\pi=3,14$ $P=2*(A+B)$
? 10 ? 3 7 1 5 2

TOPIC : DESIGN & INNOVATION

PICK ANY ONE OF THE FOLLOWING AND PREPARE A MODEL/PROJECT WITH LOT OF CREATIVITY AND INNOVATION.

THE USE OF WASTE PRODUCTS AND RECYCLABLE MATERIAL WILL BE APPRECIATED.

Symmetry is something that we observe in many places in our daily lives without even noticing it. Nature uses symmetry to make things beautiful. Let us appreciate the beauty of symmetry and do any one of the following tasks:


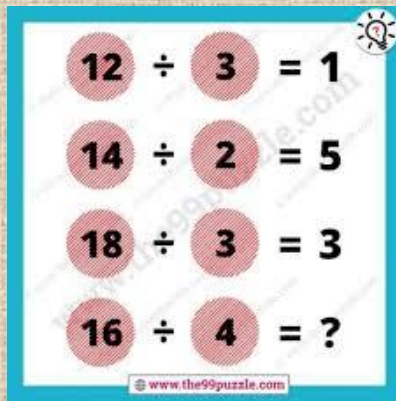
Observe and study the design, then

- ❑ Make model of 3D logos of 5 famous brands which are symmetrical and 2 famous symmetrical buildings or monuments on A3 size sheet. Draw their line/ lines of symmetry also.
- ❑ Design a dream city in the form of a model. Include various geometric shapes like square, rectangle, triangle, circles etc. On A3 size sheet, Mention the shapes used and use various mathematical formulas to find the area and perimeter of those figures.



Area Formulas		
Square $A = a^2$	Triangle $A = \frac{1}{2}bh$	Circle $A = \pi r^2$
Rectangle $A = bh$	Eclipse $A = \pi r^2$	Trapezoid $A = \frac{(a+b)}{2}h$

❑ Maths in puzzles and tricks



DESIGN
IS THINKING MADE VISUAL.



TOPIC : DESIGN & INNOVATION

CHOOSE ANY ONE OF THE FOLLOWING AND PREPARE AN INNOVATIVE MODEL

Vertical Garden

Upcycled Fashion

Hydroponic System

DIY Bird Feeder

- ❑ **Vertical Garden:** Create a vertical garden using recycled materials like plastic bottles or old containers. This project promotes sustainable gardening practices and teaches students about the importance of green spaces in urban environments.

LINKS =

<https://www.youtube.com/watch?v=lz07BPuFOTI>

<https://www.youtube.com/watch?v=TZl0hLHIkao&t=4s>

https://www.youtube.com/watch?v=PJ_j5HGy_a8



- **Upcycled Fashion:** Create fashion accessories or clothing items using upcycled materials like old clothes, fabric scraps, or plastic bags. This project encourages creativity and promotes sustainable fashion practices.

LINKS-

<https://www.youtube.com/watch?v=3oL0uTGVt94>

<https://www.youtube.com/watch?v=zvB0AcPKRAM>

<https://www.youtube.com/watch?v=NqW3R3fia5Y>



- ❑ **Hydroponic System:** Build a hydroponic system for growing plants without soil. This project introduces students to hydroponic gardening and demonstrates how it can be used to conserve water and space in agriculture.

LINKS-

<https://www.youtube.com/watch?v=BS4l7Hekp1Y>

<https://www.youtube.com/watch?v=PaoMduWaaPo>



❑ **DIY Bird Feeder:** Construct a bird feeder using recycled materials like milk cartons or plastic bottles. This project promotes biodiversity and teaches students about the importance of providing food for wildlife.



LINKS –

<https://www.youtube.com/watch?v=j1uokltEOcE>

<https://www.youtube.com/watch?v=ulq9en5rrbo>

<https://www.youtube.com/watch?v=3ex0EmCWyNQ>

<https://www.youtube.com/watch?v=TckiFBjYHKU>








CHOOSE A CULTURE : Each student will select a specific culture or country to focus on for their cultural e-collage. Encourage students to choose a culture they are curious about or have a personal connection to.

EXAMPLES- Swedish culture, The Spaniards, The French, Italian, Chinese, Japanese, American, Korean, Indian, Greek

RESEARCH: Students will conduct research to gather information about their chosen culture. They should explore various aspects such as:

- ❖ Traditional clothing
- ❖ Festivals
- ❖ Cuisine and typical dishes
- ❖ Symbols and artefacts
- ❖ Language and writing system
- ❖ Customs and traditions

ONE
WORLD
MANY
CULTURES



❑ E-COLLAGE CREATION:

Using digital collage-making tools create a visual representation of your chosen culture. Include images, drawings, symbols and text to showcase different aspects of the culture. Encourage creativity and artistic expression in arranging the collage elements.

❑ EXPLANATORY PARAGRAPH:

Alongside the collage, write a brief paragraph explaining the significance of the elements included. Describe the cultural practices, traditions, and symbols depicted in their collage and provide context for each.

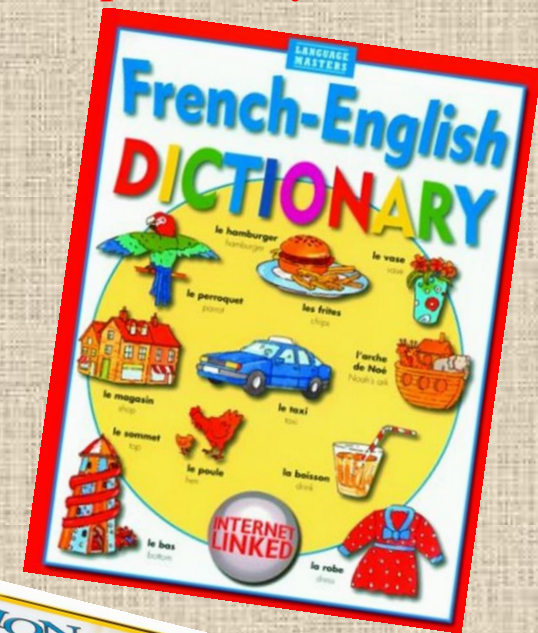
French



PICTIONARY A-Z OF FRENCH WORDS WITH ENGLISH TRANSLATION

A Pictionary book typically refers to a book that contains a collection of pictures or illustrations used for playing the game Pictionary. Pictionary is a classic party game where players take turns drawing a word or phrase on a piece of paper or whiteboard, while their teammates try to guess what it is. In a Pictionary book, you might find categories of words or phrases accompanied by corresponding illustrations or pictures

- ❑ Create a Pictionary with French words from A to Z. For each letter of the alphabet, find a French word and draw a picture to represent it. Make sure to include the English translation of the word as well. This will help you expand your French vocabulary while having fun with drawing!
- ❑ Find 2 new French words every day: Your second task is to discover two new French words each day during your holidays. Write them down in a scrap file with their English meanings. Try to reach a total of 50 words by the end of the holidays. This will help you broaden your vocabulary and strengthen your understanding of French.





संस्कृतम्

संस्कृत

□ शरीरस्य अङ्गानां नामानि चित्रसहितं संस्कृतभाषायां लिखत।

□ कानिचन पञ्च परिवर्तनीय धातूनां रूपाणि स्फोरकपत्रे लट्-लृटलकारेषु लिखत।

यथा

शरीरस्य अङ्गानां नामानि

 पैर (पादः)	 गर्दन (ग्रीवाः)	 घुटना (जानुः)
 हाँथ (हस्तः)	 दौत (रदनः)	 कान (श्रोत्रम्)
 नाक (घ्राणेन्द्रिय)	 आँख (नेत्रम्)	 बाल (केशा)

शरीर के अंगों के नाम संस्कृत में चित्र सहित

लृटलकारः (भविष्यत्कालः)

पुरुषः	एकवचनम्	द्विवचनम्	बहुवचनम्
प्रथमपुरुषः	पास्यति	पास्यतः	पास्यन्ति
मध्यमपुरुषः	पास्यसि	पास्यथः	पास्यथ
उत्तमपुरुषः	पास्यामि	पास्यावः	पास्यामः



CANVA PAGE LINK

<https://www.canva.com>

YOUTUBE TUTORIAL LINKS FOR USING PADLET

<https://www.youtube.com/watch?v=qqGhcWG6e2g>

<https://www.youtube.com/watch?v=pLdZJAc3bGQ>