



**ST. MARK'S SR. SEC. PUBLIC SCHOOL**  
**SESSION 2024-25**  
**SUMMER HOLIDAY HOMEWORK**  
**CLASS: KG**




Dear Parents

As summer vacations begin, it is time for our students to enjoy and nurture their bond with family, friends and relatives. Children are born with creativity and the innate curiosity to learn about the things around them. It is vital to help them keep this spark alive and to make learning fun. So, here we have some meaningful and creative activities to occupy the little ones in their free time. We have also incorporated a few worksheets for the revision of the concepts taught in the class.

We wish you and your family, healthy and safe Summer Holidays.

Warm Regards



Dear Students

As the Summer Holidays begin, make sure that you spend time with your family members, complete your Holidays Homework, watch concept videos and make a note of all the points mentioned below -

- Early to bed and early to rise
- Keep your surroundings clean
- Go for a nature walk
- Reduce screen time

I wish you all a happy and safe Summer Holidays.

Warm Regards

Class Teacher

# Have a great



# Vacation!



# LANGUAGE DEVELOPMENT

## CONVERSING IN SIMPLE ENGLISH

- Encourage your child to talk in English at home, using simple sentences.
  - May I come in ma'am?
  - May I quench my thirst?
  - May I have my lunch/fruit?
  - I am not feeling well.
  - Give me a pencil, please. / May I borrow a pencil?
  - Please help me.
  - May I go to the washroom?


Similarly, children can be encouraged to use simple words and sentences at home too, like:

- Mumma, please give me something to eat.
- Can I have a glass of water please?
- I am feeling sleepy.
- I am hungry/famished.
- May I watch T.V?
- My stomach is aching etc.....

If teachers and parents together make a sincere effort, we can help our children learn to understand and speak English well.




# PICTURE BOOKLET



- Make a picture booklet (Aa-Zz) and paste 3-4 pictures with each letter.
- Speak the golden words every day. (Thank you, Sorry, Please etc.)
- Listen to bedtime stories like the Frog Prince, Snow White, Jack and the Beanstalk etc.

## LEARNING OUTCOME-

This activity will help in increasing child's letter recognition and phonemic awareness.




# हिंदी

- स्वरोँ के फ़्लैश कार्ड बनाइये ।



- अपनी दादी या नानी से रोचक कहानियाँ सुने और कक्षा में प्रस्तुत करें ।

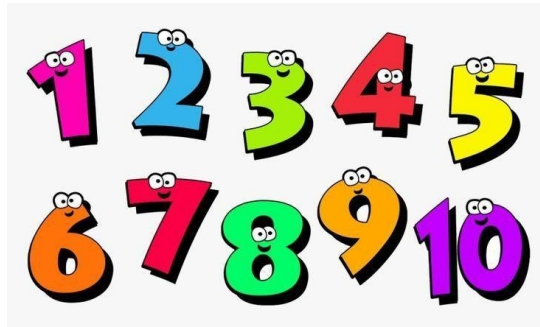


# COGNITIVE DEVELOPMENT

## ACTIVITY : Fun With Numbers


- Number Game:

Make number flashcards. Ask your child to stack blocks, utensils or carrom coins according to the number given on the flashcard. Click photographs while playing the game and paste them in a scrap file.



## LEARNING OUTCOME-

This activity will improve numeracy skills, recognition of numbers and quantification.



## ACTIVITY - NOISY BASKET

Children love to hear and make noises - it's comforting to the senses and gives them a great deal of satisfaction when they experience a new or interesting noise especially if it's made by them!


You can fill the basket with a variety of items - a bunch of keys, jars with beads, bells, an old battery operated toothbrush, anything that makes a pleasing sound is great to include. Try adding new objects each week to create new sounds. Jars are ideal for filling with different objects such as hair grips, mini fridge magnets, lentils and badges.

Help your child identify the sounds.

Make a video and send it to your class teacher.

### LEARNING OUTCOME:

This activity will enhance his/her listening skills.



# PERSONAL DEVELOPMENT


- Greet with a smile when someone comes to the house
- Keep your environment and surroundings neat and clean
- Don't watch too much of television
- Speak politely with everyone in the house
- Go for a nature walk with your grandparents

## ACTIVITY- CIRCLE TIME-

Spend some quality time with your family every night. Discuss about one good deed that you did that day and one that was not so good. Further, you may discuss about some other topics such as - my favourite toy, my favourite food, my favourite festival, my favourite place, my favourite person, my favourite movie/book character etc.

## LEARNING OUTCOME:


This activity will help the children to develop empathy and consideration for others and also the value of sharing resources.





## PHYSICAL DEVELOPMENT

- Encourage your child to participate in dancing and singing activities
- Indulge your child in any one hobby like skating, dance, musical instruments, swimming etc.
- Encourage your child to take care of 'Personal Hygiene' by inculcating the following habits
- Brushing teeth twice a day
- Combing hair regularly
- Bathing every day
- Washing hands before and after meals
- Trimming the nails and keeping them clean




## Activity- Feed the monster game

Make a hole in the bottle and paste bindis for the eyes and make a big hole for the mouth as shown in the picture. Ask the child to feed the monster by putting the foils in his mouth from a distance. Click the pictures and paste them in a scrap file.

### **LEARNING OUTCOME-**

This activity will help the children to concentrate and develop their eye hand coordination.



# YOGA DAY


Learn Asanas 's like Savasana Sukhasana Surya Namaskar etc. and practice them on the occasion of Yoga Day.

Click pictures or record a small video and share them with your class teacher latest by 16<sup>TH</sup> JUNE 2024.



## LEARNING OUTCOME:

This activity will help the students in developing physical strength, flexibility and balance.



# EMOTIONAL DEVELOPMENT

## FATHER'S DAY


Click some pictures or a small video while spending some time and doing any activity like playing, cooking etc. with your father.

Share the same with the class teacher latest by 12<sup>th</sup> June 2024.



### LEARNING OUTCOME:

This activity will help children understand emotions and develop feeling of empathy.




## Activity-Paper plate emotions

Cut the paper plate into two halves and make different expressions on it. Attach ice cream stick to each half for holding it. Click the pictures and paste them in a scrap file.



### Learning outcome-

This activity will help the child to develop their emotions and creativity.



# EXPLORE


## ENVIRONMENT DAY

### SEED BANK

Collect the seeds of mango, jamun or any other seasonal fruit. Wash the seeds, dry them and submit it to the respective class teacher on 2nd July, 2024.

### LEARNING OUTCOME:

Child will foster a sense of responsibility as they will take ownership of nurturing the growing plants.



# ARTISTIC HANDS

## ACTIVITY - UTILITY BOX

MAKE A UTILITY BOX USING ICE CREAM STICKS, OLD BANGLES AND DECORATIVE MATERIALS.



### LEARNING OUTCOME-

This activity will teach them about colors, shapes and textures and how they fit together.

## ACTIVITY - HANDMADE FOLDER

Let the children know how to organize and manage his or her documents. Let the child make a folder with handmade sheets. Write the name of the child on it.

**LEARNING OUTCOME-** This activity will help the children use their creativity and imagination and will make them think out of the box.






**St. Mark's Sr. Sec. Public School**  
**JANAK PURI, NEW DELHI - 58**

**Holiday Homework**

**Session : 2024-2025**

**Class : KG**

**FUNSHEETS**






**ST. MARK'S SR. SEC. PUBLIC SCHOOL, JANAHPURI**  
**CLASS: KG**  
**ENGLISH**

**Q1. Write the small letter against the capital letter:**

A \_\_\_ B \_\_\_ C \_\_\_ D \_\_\_ E \_\_\_ F \_\_\_  
G \_\_\_ H \_\_\_ I \_\_\_ J \_\_\_ K \_\_\_ L \_\_\_  
M \_\_\_ N \_\_\_ O \_\_\_ P \_\_\_ Q \_\_\_ R \_\_\_  
S \_\_\_ T \_\_\_ U \_\_\_ V \_\_\_ W \_\_\_ X \_\_\_  
Y \_\_\_ Z \_\_\_

**Q2. Write the first letter for each picture:**




\_\_\_\_\_

\_\_\_\_\_



\_\_\_\_\_

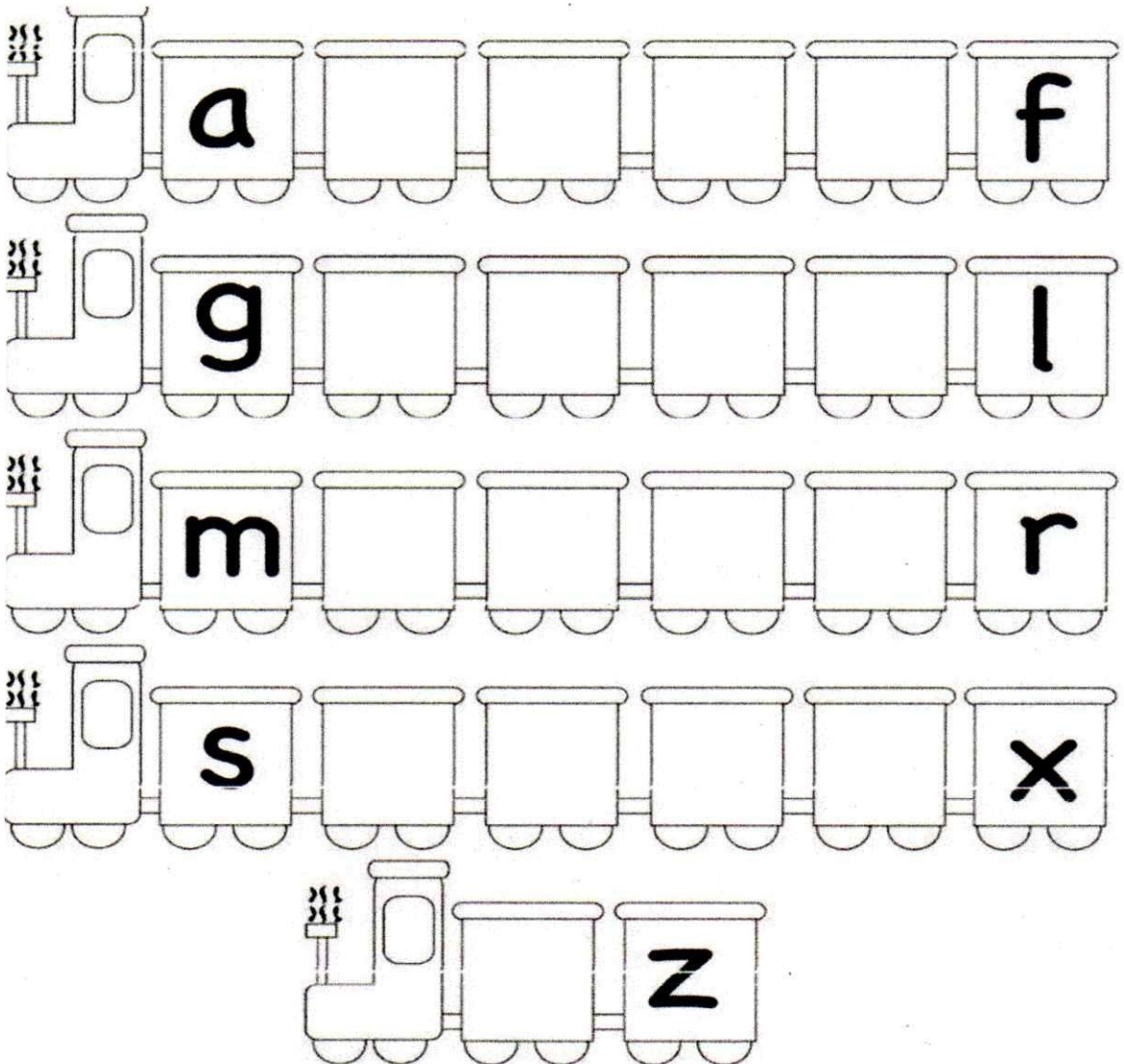


**ST. MARK'S SR. SEC. PUBLIC SCHOOL, JANAHPURI**

**CLASS: KG**

**ENGLISH**

- **Finish the alphabet.**




**ST. MARK'S SR. SEC. PUBLIC SCHOOL, JANAKPURI**  
**CLASS: KG**  
**MATHS**

**Q1. Write the missing numbers:**









<b>1</b>	<b>2</b>			<b>5</b>		<b>7</b>		<b>9</b>	
<b>11</b>		<b>13</b>	<b>14</b>		<b>16</b>		<b>18</b>		<b>20</b>
<b>21</b>	<b>22</b>	<b>23</b>		<b>25</b>		<b>27</b>		<b>29</b>	<b>30</b>
<b>31</b>		<b>33</b>		<b>35</b>	<b>36</b>			<b>39</b>	<b>40</b>
	<b>42</b>		<b>44</b>			<b>47</b>	<b>48</b>		<b>50</b>

**Q2. Find the number 10 and colour it:**



**ST. MARK'S SR. SEC. PUBLIC SCHOOL, JANAKPURI**  
**CLASS: KG**  
**MATHS**


- **CIRCLE THE CORRECT PICTURE:**

<p>big</p> 	<p>small</p> 
<p>small</p> 	<p>big</p> 
<p>big</p> 	<p>small</p> 
<p>big</p> 	<p>small</p> 

सेंट माक्स सीनियर सेकेंडरी पब्लिक स्कूल, जनकपुरी

कक्षा - के.जी.

सही अक्षर पर गोला लगाओ।



अ ई ग इ




आ उ ऊ इ



इ अ ख ट



ई ऊ ओ ख



आ उ ऊ इ



ऊ ट ई इ

सेंट मार्क्स सीनियर सेकेंडरी पब्लिक स्कूल, जनकपुरी

कक्षा - के.जी.

अक्षर से अक्षर मिलाओ।

अ

आ

आ

अ

उ

ऊ

ऊ

उ

चित्र देखकर सही अक्षर पर बोला बनाओ।



आ अ उ



उ ऊ अ



अ उ ऊ



अ उ ऊ

**KINDLY MAKE YOUR WARD COMPLETE THE FOLLOWING PAGES IN THE RESPECTIVE BOOKS: -**

**Pearls Book – 1: Pg 60,75,110,118,120,128,130,131**

**Pearls Worksheet: - Pg 9,13,17,20,23,28,36**

**Pearls Book – 2: Pg 7,13,23,105,124**

